



T R A N S F O R M I N G S P A C E S

DENESSO
ART SYSTEMS

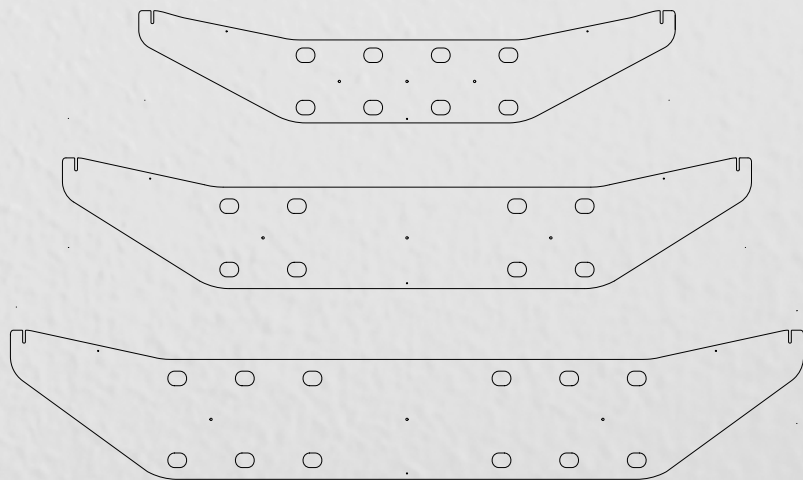

Welcome to Denesso, where our cable-suspended art systems facilitate rich and expressive visual media presentation.










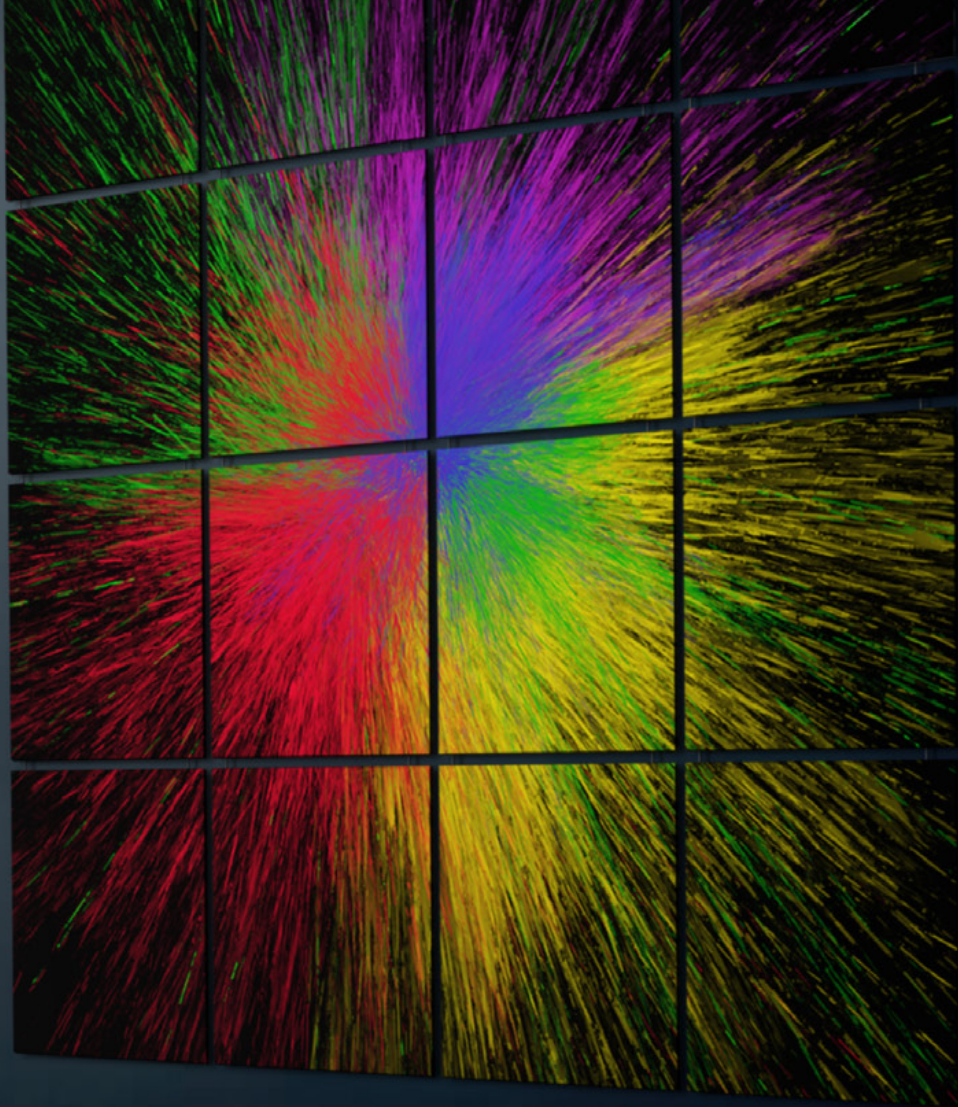
Denesso's cable-suspended art systems are arrays of rigid media panels that float off the wall and embed effortlessly into your environment. From the initial site visit to the final installation process, we offer the full solution to bring your vision to life.



By curating or creating original art content, we are able to directly align with your visual needs. And we remove the guesswork by providing photo-realistic renderings of your site during the design process. Our rigorous printing standards and color management technology, coupled with our premium patented hardware, allow us to create installations of the highest quality and greatest longevity.







THE PROCESS

1 DISCOVER

Your needs & our offerings

- 1. Your Vision** - What is the creative vision you have for your space? Let's talk!
- 2. Our Products** - Here we review Denesso solutions that support your vision. Through viewing our products and project portfolio, we help you find the right fit.
- 3. Your Site** - By telling us where you would like your art, and sharing photos and measurement details, we develop an understanding for your specific needs.

2 DESIGN

Developing custom art for you

- 1. Retainer** - If you like where we are headed, this is where you support the site-specific design work we are initiating on your behalf!
- 2. Design** - We design the whole solution in close coordination with you, iterating together through concepts and reviewing visualizations of the art in your space.
- 3. Proposal** - The final design is documented in a proposal complete with visualizations, engineering layout drawings, and all pricing information. There won't be any surprises since you've been involved all along, yet, at this point, you get to review and confirm the whole project in final form.

3 CONSTRUCT

Bringing your vision to life

- 1. Contract and Initial Payment** - We formalize the details of your project, receive 50% payment, then full steam ahead!
- 2. Manufacturing** - Using our state-of-the art technology, we create color and material proofs and fabricate your art, making your project a physical reality with you in the loop!
- 3. Installation** - We install the art in your space at a time best for you, including off-hours and weekends. Drawing from our extensive experience, we proudly execute our projects with precision and professionalism.
- 4. Final Review & Invoice** - Once we confirm your delight with your new art, we send the final invoice and thank you for allowing us to be part of your vision!

Q & A

PRODUCT SPECIFICS

1. What are the panels made of?

Each panel is 3 mm thick aluminum composite material—a sandwich construction comprising two thin aluminum sheets bonded to a solid polyethylene core. This material is lightweight, rigid, and planar, making it an ideal substrate for displaying beautiful art. Archival photographic prints, which we produce using professional fine art printing technology, are bonded to the panels and provide rich and saturated colors with ultra sharp detail. Finally, we laminate the art with a satin protective film. Virtually invisible, this minimizes glare and makes for easy panel cleaning.

2. Who manufactures your hardware?

We manufacture all our hardware in-house. This includes CNC machining our standoffs, clips, shear anchors, and cable capture bands. We also handle all secondary processes, finishing operations, assembly, testing, and quality controls—ensuring complete ownership of quality and durability. We source premium materials from U.S.-based suppliers. For example, our stainless steel wire rope is drawn and stranded at a domestic rope mill.

3. What are the most notable features of this offering?

Visual Impact: The system has a striking, floating, latticed aesthetic; the inter-panel spacing allows the art to embed seamlessly into its environment.

Customization: Every installation is bespoke, designed to fit your space and meet your visual goals. We offer in-house art curation and creation, photography, and graphic design to align with your unique project.

Updateability: The panels are easy to change, allowing your installation to evolve with your needs.

Turn-Key Service: We manage every step—layout design, content creation, visualization, and final install.

PRODUCT USAGE/CARE

1. Is this product suitable for all walls?

It is designed for use on interior walls, and recommended specifically for drywall (i.e. gypsum board / Sheetrock®).


2. Is maintenance required?

No—simply enjoy the art!

3. How do I clean the panels?

Use a microfiber cloth lightly dampened with diluted mild detergent (e.g., Simple Green®), to remove fingerprints or smudges, for example.





Initial site



Visualization 1



Visualization 2



Visualization 3

Design Iterations



Visualization 4 (selected)



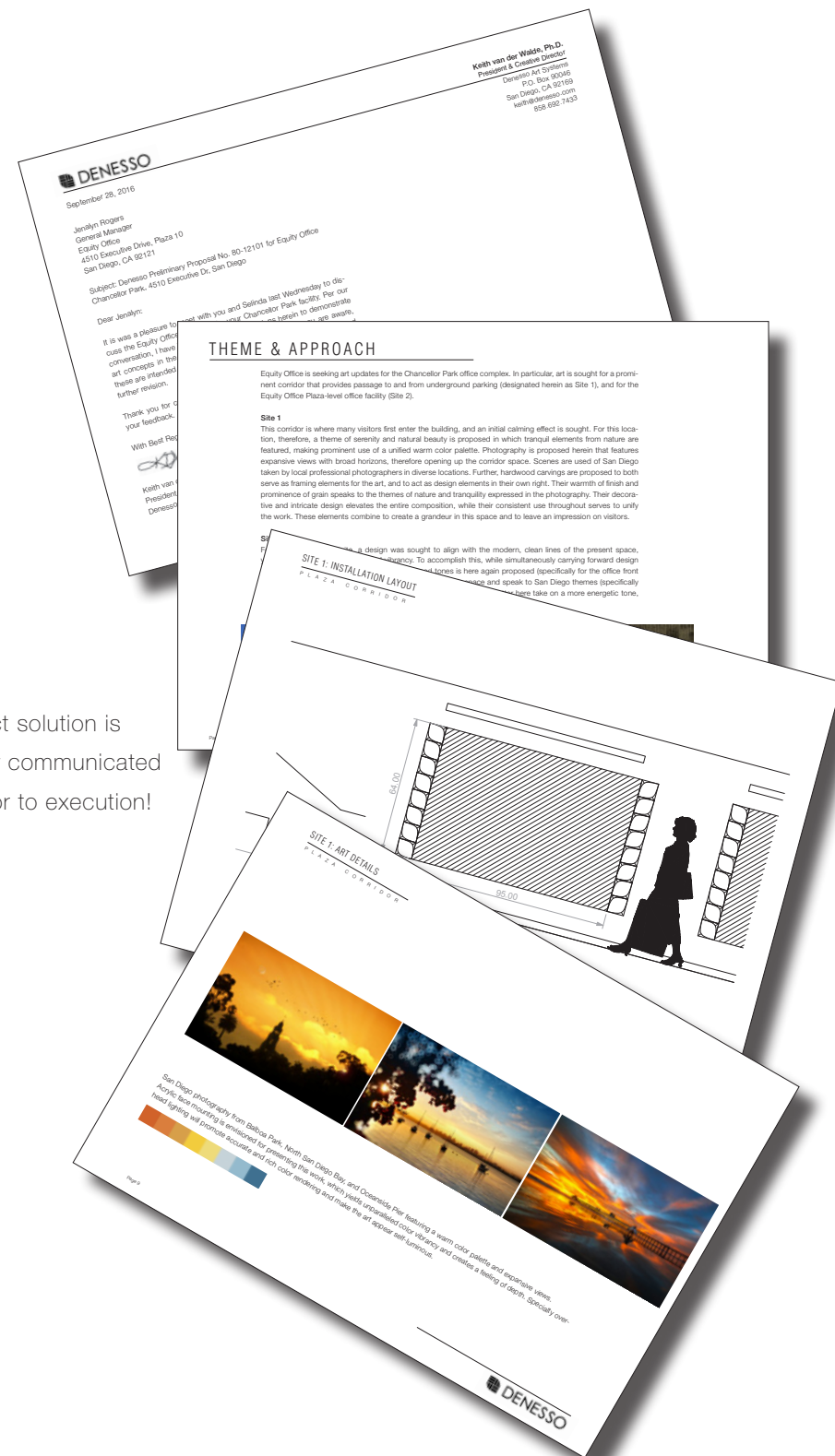
Final Construction (see next page)

Art content selection process

Visualizing the site with differing imagery allows you to select the art you most like!

Proposal

Our project solution is thoroughly communicated to you prior to execution!













CURIOSITY







© 2025 Denesso Art Systems.

Denesso Art Systems

13290 Evening Creek S 250

San Diego, CA 92128

858 692 7433

info@denesso.com

www.denesso.com

DENESSO
ART SYSTEMS